



**KRUPP**

Schilder und Symbole

Plates and symbols

**ERSATZTEIL - BILDTAFEL**  
**SPARE PART - PICTORIAL DISPLAY**

**KRUPP MOBILKRANE**  
Krupp Mobilkrane GmbH

W09

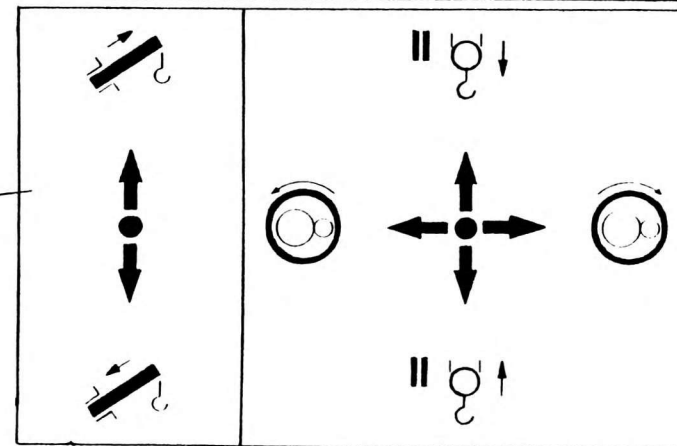
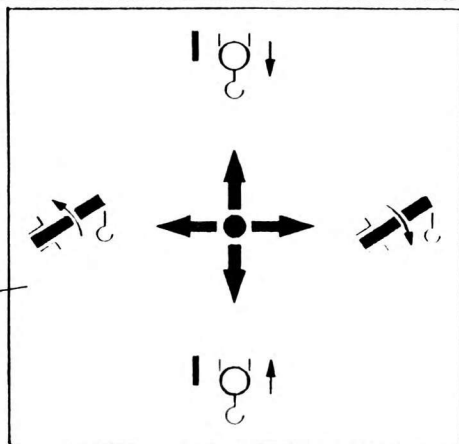
zur Gesamtgewicht	kg	zur Gesamtgewicht	kg
auf der Masse des Zuges	kg	techn. auf der Masse des Zuges	kg
amlich zur Achslast 1 Achse	kg	technisch zur Achslast 1 Achse	kg
2 Achse	kg	2 Achse	kg
3 Achse	kg	3 Achse	kg
4 Achse	kg	4 Achse	kg

Typ  Baujahr  A=

**KRUPP MOBILKRANE**  
Krupp Mobilkrane GmbH

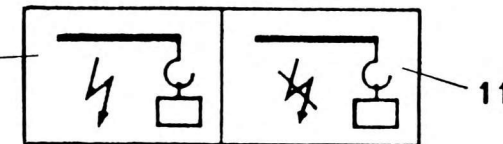
Baujahr  Typ   
YEAR OF CONSTRUCTION TYPE

Fabr-Nr  Tragf   
SERIAL NUMBER LIFTING CAPACITY

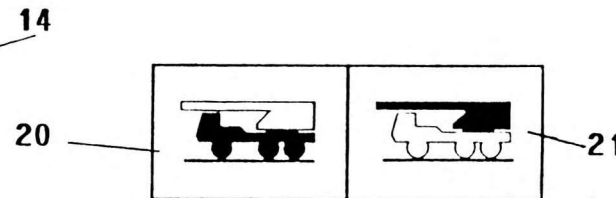
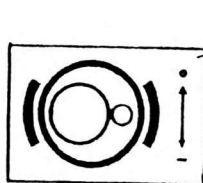
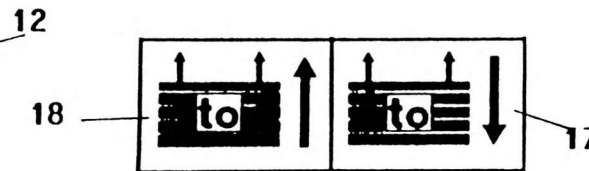
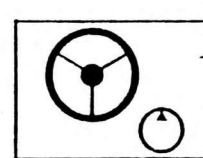

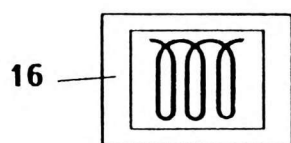
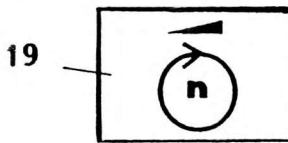
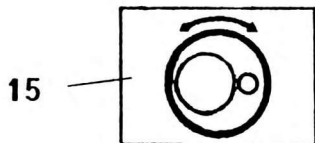


**Der Aufenthalt im  
Drehkreis des Kranes  
ist während des Betriebes  
verboten.**

**ENGINE  
STOP**



**Berufsgenossenschaftlicher  
Aushang (VBG 9)**



Bildtafel-Nr.  
Pictorial display No.

2084317 A

2225859 ETL B

FHG 840